



CIVL 2014 PLENARY – ANNEX 26

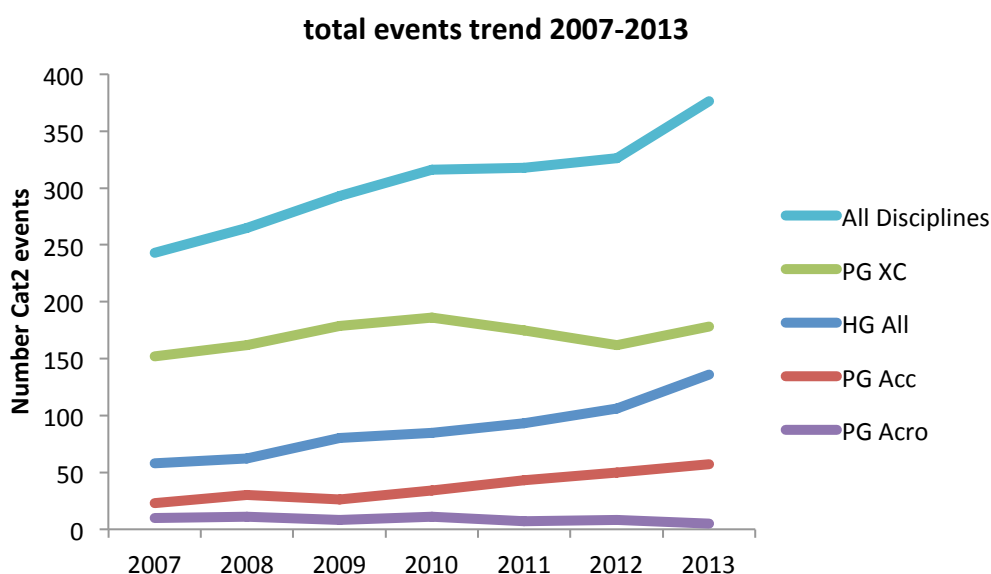
COMPETITIONS COORDINATOR REPORT

Nicky Moss

Category 2 Competition Sanctioning

In 2013, 379 Category 2 competitions have been sanctioned across all disciplines. The numbers show resurgence in PG XC to a similar level as 2009. PG accuracy events show a steady increase, whilst the number of PG Acro events has declined slightly. Hang gliding is showing a steady overall increase though that may be reflected by the way that events are sanctioned. A single event is sanctioned but may include 4 or more disciplines, Class1 XC, Class1 Sports Class XC, Class 2 and Class 5, Acro and Speed.

Number of Sanctioned events to 31st December 2013



Figures in brackets () in the table below refer to events for which no results were recorded. This can be due to a number of factors; cancellation of the event, no tasks flown (bad weather), invalid event (insufficient pilots or insufficient tasks) or failure of the organisers to submit results.

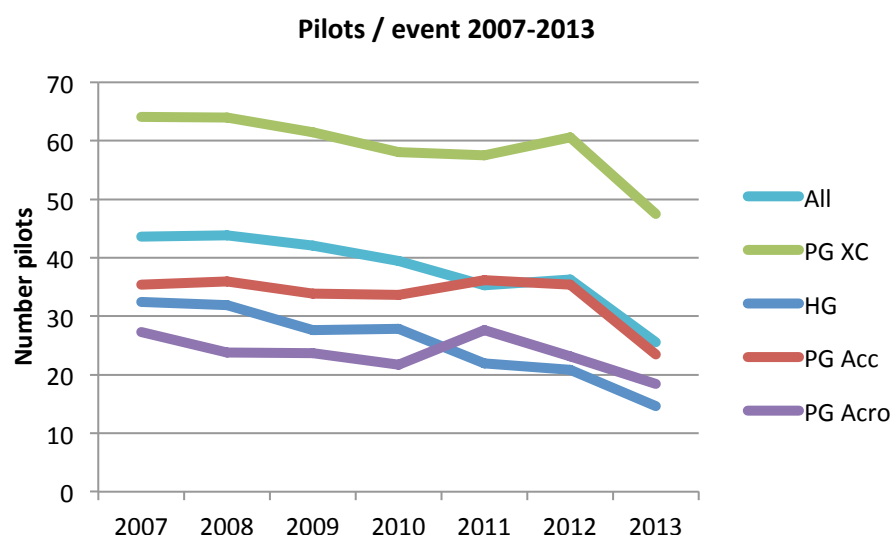
| Discipline | 2013 | 2012 |
|-----------------------------------|----------|----------|
| Paragliding XC | 172 (42) | 161 (34) |
| Paragliding Accuracy | 55 (4) | 51 (5) |
| Paragliding Acro | 5 (0) | 8 (0) |
| Hang Gliding Class 1 | 77 (11) | 61 (4) |
| Hang Gliding Class 1 Sports Class | 29 (5) | 16 (8) |
| Hang Gliding Class 5 | 34 (10) | 26 (6) |
| Hang Gliding Class 2 | 7 (5) | 3 (2) |

Sanctioned events as a % of total events can be split by discipline as follows..

| | PG XC % | HG (all) % | PG Accuracy % | PG Acro % |
|------|---------|------------|---------------|-----------|
| 2007 | 65 | 21 | 10 | 4 |
| 2008 | 64 | 20 | 12 | 4 |
| 2009 | 66 | 22 | 9 | 3 |
| 2010 | 64 | 20 | 12 | 4 |
| 2011 | 62 (61) | 21 (28) | 15 (7) | 2 (4) |
| 2012 | 57 (60) | 22 (29) | 18 (7) | 3 (4) |
| 2013 | 56 (59) | 25 (31) | 17 (7) | 2 (3) |

The numbers in red in () refer to the % income from sanction fees in each discipline for the year in question

Pilot Participation Numbers



The participation figures show a general decline since 2007. The significant drop that appears from 2012 - 2013 can be related to the distortion due to a large number of cancelled events during the first half of 2013.

Paragliding: In the 6 months of 2013 from 1st April to 1st October, broadly corresponding to the 'main season' the following was observed in PG XC events:

660 tasks were planned in PG competitions. 296 tasks were scored. (55% tasks cancelled)
38 events were cancelled completely due to weather. Of these 6 events were rescheduled under the alternative date's facility.

3 sanctioned events were cancelled due to insufficient pilots registered. 2 additional events were cancelled before payment of the fee due to insufficient pilots registered.

4 further events were cancelled for non-weather related issues after the sanction application had been received but before payment of the fee. 1 PG acro event was cancelled due to unavailability of qualified judges.

Hang gliding: Over the same time period. 8 HG Class 1 & Class 5 competitions were

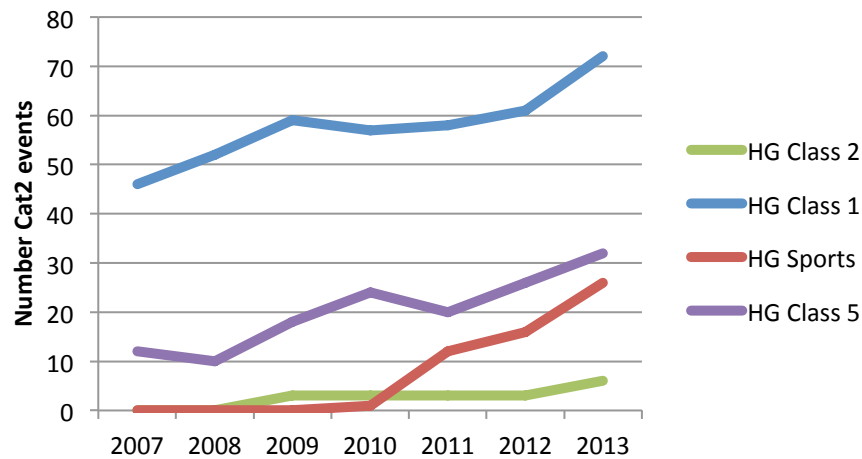
cancelled due to weather.

4 HG Class 2 competitions were cancelled; 2 due to weather, 2 due to no pilots

3 HG Sports Class competitions were cancelled, 2 due to weather, 1 due to no pilots.

In Hang gliding, minimum task requirements still exist in HG events (2 tasks). Events may have scored but due to less than required task numbers do not appear as valid competitions

HG total number of events 2007-2013

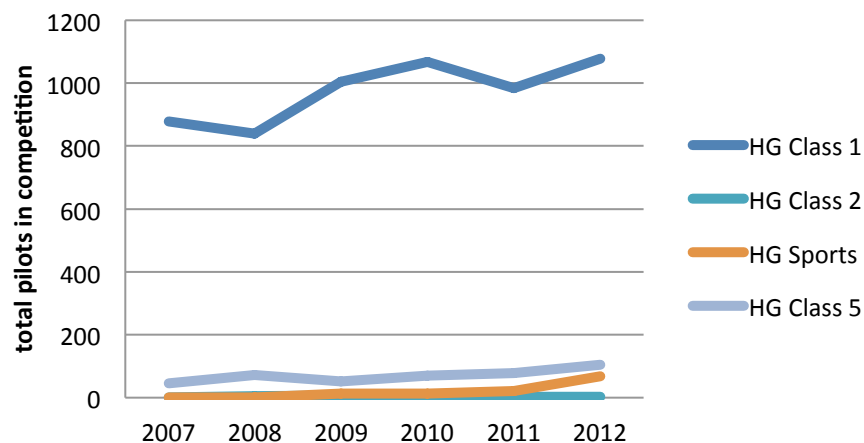


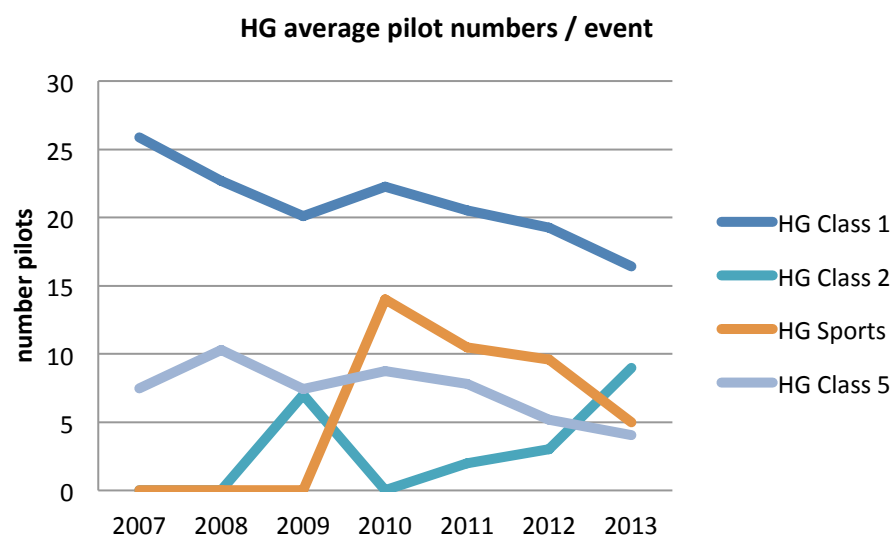
The number of events is increasing but the average number of pilots per event decreasing.

This may be because many organisers by default now sanction events in 3 classes, Class 1, Class 1 Sports and Class 5 without practical consideration of the likely number of attendees.

Pilot numbers in the Sports Class, Class 2 and Class 5 events are very low.

Total number HG pilots / discipline





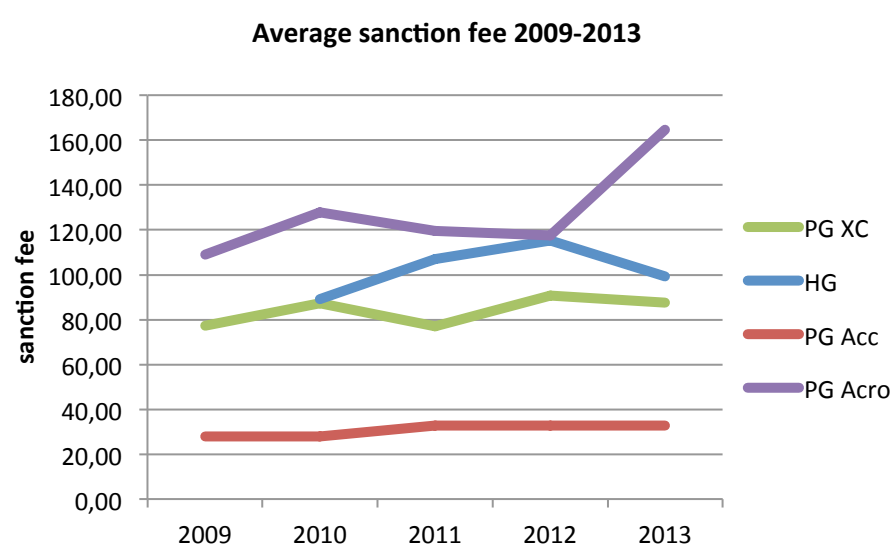
Sanction Fees

The table below indicates the vast difference in fees paid over the disciplines.

PG accuracy events average 32Euro per event. During 2013, 1 event paid a fee of more than 100Euro.

PG XC events average around 90Euro per event. The highest fees were paid by the US Rat Race (330Euro), Monarca in Valle de Bravo (265Euro), the Canungra Cup (285Euro) and the Swiss Open (230Euro). 8 events paid more than 200Euro whilst 16 events charged no entry fee and therefore paid the minimum 20Euro sanction fee.

HG events average around 110Euro per event, although this figure is influenced by the aerotow events which have significantly higher entry fees than the average. The highest fee in 2013 was the Womens Pre Worlds (350Euro) with Dalby (300Euro), US Nationals (265Euro), Santa Cruz, Flytec and Gulgong all 200Euro+. 7 events paid the minimum 20Euro fee, these were held in Russia, Turkey, Colombia & Ecuador.



Sanction Approval Process

Many organisers apply for sanction approval on the very last day before the 30 day deadline. As a result payment by PayPal is increasing to ensure the immediate acceptance of the

application.

2 competitions have been refused due to late applications, 2 further events were not sanctioned after the organisers sought an exception that was not granted.

Results Processing

Many organisers have to be reminded to submit the results, some multiple times.

The majority of HG and PG XC results are submitted as an fsdb or an .xls generated from the fsdb. In general, results submitted from non-FS scoring software are poorly formatted and the least comprehensive in terms of the required information (FAI licence & CIVL ID). Accuracy results are submitted in .xls format and are frequently wrongly formatted and partial in the information required.. The PG Acro organisers are very proactive in trying to submit 'perfect' results!

Sporting Licences

Most organisers submit Sporting Licence information in the results. Of those who don't submit the information the majority respond positively and resubmit the results.

The new Sporting Licence database will hopefully speed up the time spent checking for valid licences.

Incidents

There is currently no requirement for organisers to provide this information. They are encouraged to do so in the results reminder email and/or the email with the link to the results in the wprs. In general the HG and PG Acro event organisers are the most proactive and provide comprehensive information.

Most organisers provide at least brief details when requested to do so, few complete the online incident form. Some organisers persistently fail to provide any information or respond to requests for information.

The online incident report is very lengthy and not conducive to encouraging pilots or organisers to submit information. A number of organisers have commented on how difficult it is to complete and that the required format for some information is not defined.

The online incident reports are equally difficult to use since there is no obvious logic to how the page is presented.

PG XC

66 events were either reported or known to have incidents. 207 tasks were flown over these particular events and at least 79 rescue deployments have been noted. 4 fatalities have been noted, 2 of which were reported by the organisers.

HG XC:

Class 1: 11 events with reported incidents

Class 5: 2 incidents

Class 1 Sports: 1 incident

| | Valid comps to 22/12/13 | Events Zero incidents | Events with incidents | Number of incidents (unofficial) | Incident forms completed | Other type of report | No response |
|-----------------|-------------------------|-----------------------|-----------------------|----------------------------------|--------------------------|----------------------|-------------|
| Oct 11 – Aug 12 | 169 | 82 | 54 | | 32 | 23 | 32 |
| 2013 | 288 | 108 | 66 | 99 | 41 | 40 | 18 |

WPRS

A new synchro acro ranking is now online.

Member status has been updated to show pilots of nations with Temporary Member status as such. Previously non Active members were shown as 'Not FAI Member'

General Notes

The content of the report is based on data extracted from the WPRS database from 2007 to 1st December 2013 and competitions coordinator records of sanction applications and fees in 2012 and 2013.

It should be noted that there are certain factors which may distort the data, such as:

- HG events are sanctioned on the basis of a single event. An event may include 4 or more disciplines, Class1 XC, Class1 Sports Class XC, Class 2 and Class 5, Acro and Speed. (During the time period noted only 2 HG acro events have been included with the wprs and 1 HG speed event)
HG sanction fee income is based on the total number of Class1 XC events, unless a specific 'other' discipline event was sanctioned.
Class1 Sports Class pilots may be double-counted in participation numbers where Sports Class tasks were the same as Class1 as these pilots will score wprs points in both disciplines. Where a different Sports Class task is set the pilots score only in Sports Class.
Minimum task requirements still exist in HG events (2 tasks). Events may have scored but due to less than required task numbers do not appear as valid competitions in the wprs. In this way there can appear to be pilots competing in an event that for wprs purpose had no tasks.
In some Sports and Class 5 events valid competitions have been scored with only 1 pilot competing.
- Acro events are sanctioned on the basis of a single event but may include solo and synchro disciplines. The total number of events is based on Solo events unless a specific Synchro only event was sanctioned.
- The data from the wprs does not identify the reason behind non-scoring competitions or non-scoring tasks since rescheduled events are not re-entered with a new ID. Since April 2013 records have been kept of the number of planned tasks in PG competitions and the number of scored tasks.
- Where events are cancelled in accordance with Section7 rules and where the organisers state an alternative set of dates on the sanction form an event may be rescheduled at no additional cost. A number of cancelled events from spring 2013 were rescheduled later in the year. This had the effect of apparently reducing the number of 'events for which no results were received' and also impacted on congestion in the calendar and potentially reduced pilot numbers due to clashes with previously 'fixed' events.
The Alternative dates facility means organisers can reschedule without financial penalty if an event is cancelled.
- Participations in events record the number of pilot tasks flown and do not refer to the number of actual pilots. A pilot who enters a number of events will be recorded as a participant in each event in which they received wprs points.

